


VMA453



USER MANUAL

1. Introduction



To all residents of the European Union

Important environmental information about this product

This symbol on the device or the package indicates that disposal of the device after its lifecycle could harm the environment. Do not dispose of the unit (or batteries) as unsorted municipal waste; it should be taken to a specialized company for recycling. This device should be returned to your distributor or to a local recycling service. Respect the local environmental rules.

If in doubt, contact your local waste disposal authorities.

Thank you for choosing Velleman! Please read the manual thoroughly before bringing this device into service. If the device was damaged in transit, do not install or use it and contact your dealer.

2. Safety Instructions



Read and understand this manual and all safety signs before using this appliance.



Indoor use only.

- This device can be used by children aged from 8 years and above, and persons with reduced physical, sensory or mental capabilities or lack of experience and knowledge if they have been given supervision or instruction concerning the use of the device in a safe way and understand the hazards involved. Children shall not play with the device. Cleaning and user maintenance shall not be made by children without supervision.

3. General Guidelines

- Refer to the Velleman® Service and Quality Warranty on the last pages of this manual.
- All modifications of the device are forbidden for safety reasons. Damage caused by user modifications to the device is not covered by the warranty.
- Only use the device for its intended purpose. Using the device in an unauthorised way will void the warranty.
- Damage caused by disregard of certain guidelines in this manual is not covered by the warranty and the dealer will not accept responsibility for any ensuing defects or problems.
- Nor Velleman nv nor its dealers can be held responsible for any damage (extraordinary, incidental or indirect) – of any nature (financial, physical...) arising from the possession, use or failure of this product.
- Keep this manual for future reference.

4. What is Arduino®

Arduino® is an open-source prototyping platform based in easy-to-use hardware and software. Arduino® boards are able to read inputs – light-on sensor, a finger on a button or a Twitter message – and turn it into an output – activating of a motor, turning on an LED, publishing something online. You can tell your board what to do by sending a set of instructions to the microcontroller on the board. To do so, you use the Arduino programming language (based on Wiring) and the Arduino® software IDE (based on Processing).

Surf to www.arduino.cc and www.arduino.org for more information.

5. Overview

General

The VMA453 is a great general purpose 16-bit converter. The chip can be configured as 4 single-ended input channels, or two differential channels. It contains 4 precision, low-power, 16-bit, I2C-compatible, analogue-to-digital converters (ADCs). It also has a low-drift voltage reference and an oscillator as well as a programmable gain amplifier (PGA) to help boost smaller single/differential signals to the full range and a digital comparator.


Features

- low-drift reference voltage
- internal oscillator
- internal programmable gain amplifier
- 4 single-ended channels or 2 differential channels
- programmable comparator
- low current consumption with auto shut-down mode

Specifications

operating voltage.....2-5.5 VDC
 operating current.....150 µA in continuous mode
 precision.....16 bits
 programmable data rate8-860 samples/s
 interface.....I²C with 4 pin selectable addresses (0x48-0x4B)

6. Connections

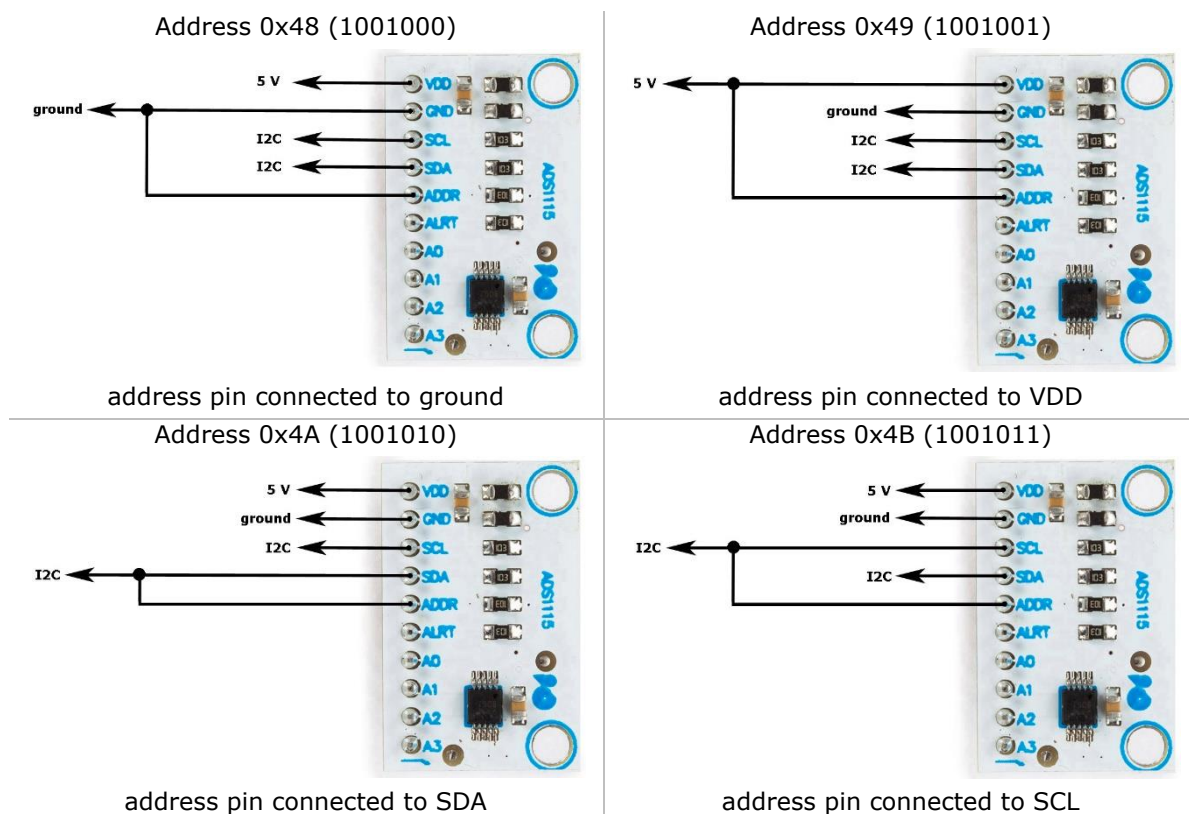


1. VDD, 2-5.5 V supply
2. ground in
3. I²C SCL
4. I²C SDA
5. address pin
6. alert/ready
7. analogue input 0
8. analogue input 1
9. analogue input 2
10. analogue input 3

7. VMA453/ADS1115 16-Bit ADC Module I²C Addressing

The ADS11x5 chips have a base 7-bit I²C address of 0x48 (1001000) and a clever addressing scheme that allows four different addresses using just one address pin (named **ADDR** for Address). To program the address, connect the address pin as follows:

- 0x48 (1001000) ADDR → GND
- 0x49 (1001001) ADDR → VDD
- 0x4A (1001010) ADDR → SDA
- 0x4B (1001011) ADDR → SCL



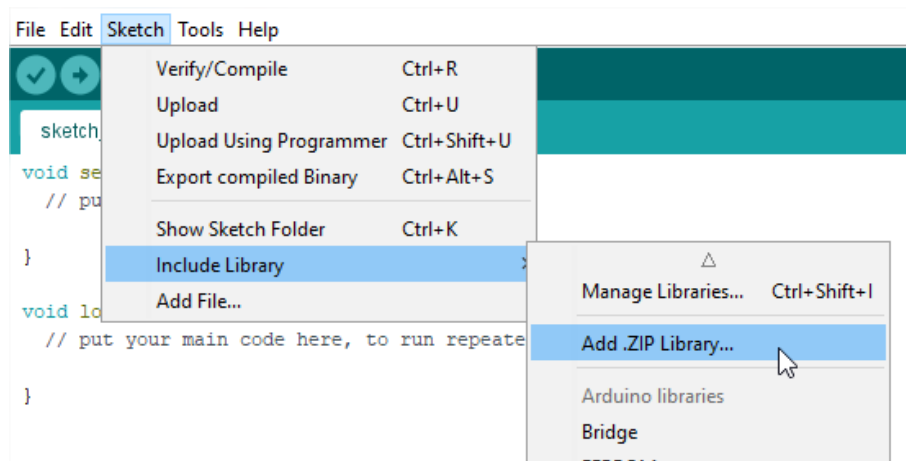
8. Example

1. Connect the VMA453 to the VMA100 (UNO) as follows:

VMA453	VMA100
GND	GND
GND	ADDR (I ² C 0x48)
5V	VCC
3.3V	A0
SDA	SDA
SCL	SCL

Please note that we will use the 3.3 V from the VMA100 to be measured by A0 (3.3 V → A0).

2. Open the Arduino® IDE and load the Adafruit_ADS1X15-master.zip library as following (available on our website).



3. Load the VMA453_example_sketch.ino (available on our website).
4. Compile and upload the example.
5. Open the serial monitor (be sure the baud rate is 9600). This should be the result:

```

AIN0: 17698      Voltage: 3.3183751
AIN0: 17700      Voltage: 3.3187499
AIN0: 17704      Voltage: 3.3194999
AIN0: 17700      Voltage: 3.3187499
AIN0: 17700      Voltage: 3.3187499
AIN0: 17700      Voltage: 3.3187499
AIN0: 17699      Voltage: 3.3185625

```

9. Used Example Code

```

#include <Wire.h>
#include <Adafruit_ADS1015.h>

Adafruit_ADS1115 ads(0x48);
float Voltage = 0.0;

void setup(void)
{
  Serial.begin(9600);
  ads.begin();
}

```

```
void loop(void)
{
  int16_t adc0; // we read from the ADC, we have a sixteen bit integer as a result

  adc0 = ads.readADC_SingleEnded(0);
  Voltage = (adc0 * 0.1875)/1000;

  Serial.print("AIN0: ");
  Serial.print(adc0);
  Serial.print("\tVoltage: ");
  Serial.println(Voltage, 7);
  Serial.println();

  delay(1000);
}
```

Use this device with original accessories only. Velleman nv cannot be held responsible in the event of damage or injury resulting from (incorrect) use of this device. For more info concerning this product and the latest version of this manual, please visit our website www.velleman.eu. The information in this manual is subject to change without prior notice.

© COPYRIGHT NOTICE

The copyright to this manual is owned by Velleman nv. All worldwide rights reserved. No part of this manual may be copied, reproduced, translated or reduced to any electronic medium or otherwise without the prior written consent of the copyright holder.

Velleman® Service and Quality Warranty

Since its foundation in 1972, Velleman® acquired extensive experience in the electronics world and currently distributes its products in over 85 countries.

All our products fulfil strict quality requirements and legal stipulations in the EU. In order to ensure the quality, our products regularly go through an extra quality check, both by an internal quality department and by specialized external organisations. If, all precautionary measures notwithstanding, problems should occur, please make appeal to our warranty (see guarantee conditions).

General Warranty Conditions Concerning Consumer Products (for EU):

- All consumer products are subject to a 24-month warranty on production flaws and defective material as from the original date of purchase.
- Velleman® can decide to replace an article with an equivalent article, or to refund the retail value totally or partially when the complaint is valid and a free repair or replacement of the article is impossible, or if the expenses are out of proportion.

You will be delivered a replacing article or a refund at the value of 100% of the purchase price in case of a flaw occurred in the first year after the date of purchase and delivery, or a replacing article at 50% of the purchase price or a refund at the value of 50% of the retail value in case of a flaw occurred in the second year after the date of purchase and delivery.

• Not covered by warranty:

- all direct or indirect damage caused after delivery to the article (e.g. by oxidation, shocks, falls, dust, dirt, humidity...), and by the article, as well as its contents (e.g. data loss), compensation for loss of profits;
- consumable goods, parts or accessories that are subject to an aging process during normal use, such as batteries (rechargeable, non-rechargeable, built-in or replaceable), lamps, rubber parts, drive belts... (unlimited list);
- flaws resulting from fire, water damage, lightning, accident, natural disaster, etc....;
- flaws caused deliberately, negligently or resulting from improper handling, negligent maintenance, abusive use or use contrary to the manufacturer's instructions;
- damage caused by a commercial, professional or collective use of the article (the warranty validity will be reduced to six (6) months when the article is used professionally);
- damage resulting from an inappropriate packing and shipping of the article;
- all damage caused by modification, repair or alteration performed by a third party without written permission by Velleman®.
- Articles to be repaired must be delivered to your Velleman® dealer, solidly packed (preferably in the original packaging), and be completed with the original receipt of purchase and a clear flaw description.
- Hint: In order to save on cost and time, please reread the manual and check if the flaw is caused by obvious causes prior to presenting the article for repair. Note that returning a non-defective article can also involve handling costs.
- Repairs occurring after warranty expiration are subject to shipping costs.
- The above conditions are without prejudice to all commercial warranties.

The above enumeration is subject to modification according to the article (see article's manual).